

JO BEAU[®]

great in nature[™]



CATALOGUE

LANDSCAPER-LINE

PRODUCT OVERVIEW

SCARIFIERS	6/7
PR22	6
PR22+	6
D110	7
LANDSCAPE EDGERS	8/9
BB650	9
BB650+	9
SOD CUTTERS	10/11
SC550	11
SEEDERS	12/13
S22.....	13
AERATORS	14/15
H424	14
H530	14
TA10	15
TA12	15
BRUSH CUTTERS	16/17
BC26	17
BLOWERS	18/19
F3	19
LOG SPLITTERS	20/21
LS34.....	21

The technical data of all machines can be found at the back.

THE JO BEAU SLOGAN READS: STRONG, UNIQUE, DEPENDABLE!

Are you a professional? Then Jo Beau offers the best supplement for your machinery! Why? The Jo Beau gardening machines are made to perfection.

Our gardening machines are completely designed for your ease of use: their compactness makes them easy to use even in highly urbanised environments. In addition, all Jo Beau gardening machines are subject to strict quality requirements and invariably meet the required level of safety (CE - Conformité Européenne). Delivering high quality, innovative and above all safe gardening machines; that is what we strive for.

Today, Jo Beau wins the home match on Belgian soil, but he is also very popular far beyond the country's borders!

Jo Beau strives for a standard and wants to stand out as an elite product. A product for the rental specialist, professional & demanding garden lover.

Christophe Beauprez

JO BEAU LANDSCAPER-LINE

THE JO BEAU RANGE ENLARGED: DESIGNED TO THE CUSTOMER'S NEEDS!

The Jo Beau Landscaper-Line offers you varied models:

- Scarifying
- Seeding
- Aerating
- Sod cutting
- Landscape edging
- Blowing
- Mowing
- Log splitting

THE JO BEAU LANDSCAPER-LINE: THE ADVANTAGES AT A GLANCE!

- Unseen performance
- Reliability
- Top ergonomics
- Minimal maintenance costs
- Compact
- High power
- Safe and secure
- Easy to transport

Curious to find out which Landscaper-Line model best suits your needs and wishes? Do not hesitate to contact us!

Are you active in horticulture? Or are you a rental specialist or landscaper? Then you have come to the right place! Jo Beau has a varied range of robust and professional scarifiers, landscape edgers, aerators, seeders, sod cutters, leaf blowers, brush cutters and log splitters, invariably supplied with the known Jo Beau quality. And the advantages?

JO BEAU LANDSCAPER-LINE™: WHAT ARE THE ADVANTAGES?

Far from being recognisable solely on account of their typical yellow Jo Beau colour, they are based on the same standards and principles that we apply to our winter articles: "the pursuit of quality in the form of robust yet compact machines that not only allow work to be carried out quickly and ergonomically, but also require a minimum of maintenance - and therefore maintenance costs".

The high demand for high-quality, reliable machines for gardeners, landscapers and rental companies has prompted Jo Beau to offer a complete range. Solid machines that offer the compactness required by urbanised customers.

With the launch of the new Landscaper-Line™, Jo Beau is now positioning itself resolutely as a total partner for the green sector. Independent garden contractors as well as urban and municipal green space departments, rental companies and customised companies, both at home and abroad, can now find their compact and professional gardening machines at one address.

PR22 SCARIFIER

PR22+ SCARIFIER

D110 SCARIFIER



SCARIFIER

LARGE WORKING WIDTH

Jo Beau scarifiers offer increased versatility and productivity over competitive units. Each unit can be ordered with a choice of dethatching reels to accommodate different types of turf grass. The reels are interchangeable. Our PR22 is one of the widest machines on the market at 560 mm (22") which provides a productivity and ROI advantage to contractors and rental stores.

COLLECT IN A BAG

Scarifying involves a lot of cleanup work. Save time by collecting the moss in a spacious collection bag. The wide opening ensures a good filling of the bag, which has a volume of approximately 160 liters (42 gal).

PR22


The PR22 operates as a scarifier. The modular design provides the option of changing reels quickly and easily. The scarifier is supplied with a Honda engine. Our PR22 is one of the widest scarifiers on the market at 560 mm (22"). The machine is equipped with a folding handlebar as standard, which makes transport in a passenger car perfectly possible. One of the many advantages for rental companies

PR22+

The PR22+ with a bagger makes dethatching and clean-up simple and efficient. The 5-bushel bag is quickly removed and emptied. The 160 litre bag transforms the PR22 into a PR22+. This makes tidying up easy and efficient.

D110

One hundred counter-rotating spring tines over a 965mm (38") width make this towable comber extremely efficient. A lift handle engages the spring tine reel, which is chain driven by a 4,8 Hp Honda engine. The D110 makes short work of large yards, commercial or institutional lawns, golf courses, and playing fields.



FOLDABLE HANDLEBAR


PR22



PR22+




D110



FLAIL BLADE REEL



DELTA BLADE REEL



SPRING TINES

BB650 LANDSCAPE EDGER

BB650+ LANDSCAPE EDGER



LANDSCAPE EDGERS

LIVEN UP YOUR LANDSCAPE

One machine gets the job done! If you want to dot the "i", the lawn edges at the borders have to look neat! This is possible with the landscape edgers from Jo Beau. The blade cuts a groove in the ground, allowing you to edge the grass and create a clear border in one movement. Optional shields and blades allow you to make quick work of tiring tasks such as installing pet fence, plastic edging, landscape lighting, paver bricks and landscape ties.

TRANSPORT

The handlebar folds down by releasing one handle. The edge cutter can thus be made compact in a jiffy for easy transport in, for example, a car boot.


BB650+

The Jo Beau BB650 is the only tool you will need to create beautiful landscapes. The incredibly versatile BB650 creates seamless sculpted edges for beds around the house, pool or trees in a fraction of the time it would take to do by hand. The blades allow you to make quick work of tiring tasks such as installing pet fence, plastic and steel lawn edge finishers, landscape lighting, paver bricks and landscape ties. This unit features commercial construction and productivity with user-friendly controls. The BB650 unit is perfect for contractors who want to set themselves apart from their competition. The BB650 is ideal for perfectly manicured beds and gardens of golf courses and country clubs.

BB650+

The Jo Beau BB650+ comes with a single blade and protective shield which is very handy for pulling cables into the ground but also for making narrow trenches in the ground to neatly tuck in borders, for example. Both in perfectly straight lines and in conductive forms. The cable layer blade and shield trenches, buries and backfills robot lawn mowers or landscape lighting wire (up to 1,02mm (18 gauge) single wire) in one fast easy operation.

Both units feature commercial construction and productivity with user-friendly controls.



KNIFE TYPES



BB650



BB650+

SC550 SOD CUTTER



SOD CUTTERS

CUT THE CHASE

Jo Beau's sod cutters redefine function and durability. Smooth, stable, simple and effective best describe the attributes of Jo Beau Sod Cutters. The sod cutters with their 457 mm (18") working width are designed to make even the toughest jobs quick and easy. The SC550 feature a five-speed gear selection including two cutting speeds and two transport speeds.

COMFORT

They also offer features that are not available on competitive units such as reverse gear and four-wheel drive for improved traction and stability. The pistol-style handle arrangement increases operator comfort, while the 'easy blade engage handle' significantly reduces the effort required to lower the blade into the ground. The simple design also makes service and maintenance easier with fewer parts. It's sod cutting made simple and effective.

SC550

The SC550 model is designed for contractor's and rental shops. It can also be used for preparing for a new landscaped bed, clearing for a new sidewalk or driveway, or tackling other home improvement projects that require removing sod.

The rubber isolated handle reduces vibration to the operator and the depth setting arrangement adjusts quickly and easily up to 63 mm (2,5"). The automatic down shift mechanism restricts cutting in transport speeds, reducing stress on the drive system.



SC550

CUTTER BLADE

S22 SEEDER



SEEDERS

SEEDING IS BELIEVING

Jo Beau seeders make turf renovation simple and effective. Our rear mounted seed hopper allows for superior maneuverability, minimal seed damage during overseeding, and provides the best possible seed germination because the seed is dropped after the turf is sliced by the unit's delta blade.

EFFICIENCY & FLEXIBILITY

The seed drop distribution system is driven directly from the rear axle, creating uniform seed patterns. The seed flow is adjustable from the control handlebar and a viewing window allows the operator to monitor the seed supply in the plastic seed tray at all times.

S22

The S22 seeder has an adjustable handle allowing for three different operator heights as well as folding for easy transportation and storage.

The control lever adjusts easily to four preset depths to help maintain consistent depth while power raking and seeding. The 13,60 Liters (30 lb.) capacity polymer seed hopper features a site window and the seed gate is adjustable to accommodate a broad range of grass seed.

The 30 austempered steel blades have a unique angled position and beveled cutting edges that cut slits in the ground for overseeding lawns.



DELTA BLADE REEL

S22



4,8HP

SEED HOPPER WITH WINDOW

H424 AERATOR

H530 AERATOR

TA 10 AERATOR

TA 12 AERATOR



AERATORS

A BREATH OF FRESH AIR

Aeration is a requirement for a beautiful lawn. This process ensures, among other things, a better absorption of air and water by the roots of the grass. This results in a healthy green lawn. Jo Beu aerators are designed to provide the highest productivity without damaging the turf. Our aerators give you a precise, consistent control of coring with a depth of up to 76 mm (3") to reach even deeply set roots for maximum benefit. If you are looking for functional, durable and simple to operate with maximum productivity, Jo Beu aerators are the ones for you.

H424

Gardenlovers, landscapers en rental companies who want a powerful aerator in a compact design need not look further than the Jo Beu H424. The machine is simple to use and features a working width of 444 mm (17.5") to aerate over 1850 m²/h (20.000 sqft)! The H424 is easy to maneuver, while the built-in lift handles and removable front weights assist in the loading process. The clutch lever is integrated into the folding handle, and easy-to-use depth controls give precise and consistent coring depths up to 76 mm (3"). Fitted with a Honda GX120 engine.

TA10

The TA10 (914 mm (36") aerating width) is ideal for commercial areas and large residences. Two independent tine rotors with 32 interchangeable closed spoon 13 mm (1/2") tines provide superior maneuverability around corners and tight areas. Optional weight containers ensure optimal soil penetration. Tip wheels allow the TA10 to easily pass through narrow openings.

TA12

The TA12 (1219 mm (48") aerating width), on the other hand gives the extra capability to handle just about any situation. Unlike the TA10, the TA12 is equipped with 40 interchangeable closed spoon 13 mm (1/2") tines. The rugged design of the towed aerator offers years of low-maintenance productivity.

H530

Greater productivity, better maneuverability, and a user-friendly design are just a few of the outstanding features that make the Jo Beu H530 (482 mm (19") aerating width) lawn aerator a breeze to operate. The free-wheeling tine system allows even inexperienced users to easily aerate corners and tight areas. Operators of the H530 will appreciate its simple design and low maintenance costs. A folding handle, lift handles and semi-pneumatic front tire provide easy transport, while removable side weights offer optimal soil penetration and balance for easier slope aeration.



H424



H530



TA10



TA12

BC26 BRUSH CUTTER



BRUSH CUTTERS

CLEAR A NEW PATH

Mowing construction sites, meadows, verges and forest paths is the work for a rough terrain mower.

The Jo Beau BC26 brush cutter is a mean machine underneath that stylish cover. Its Hydro Transaxle drive with enhanced Traction Control and its intuitive "twist grip" motorcycle operator control, tames this beast into the most maneuverable and easy to use machine on the market.

CUTTING PERFORMANCE

When it comes to capability, the BC26 is second to none with its unique leading edge design that provides superior cutting performance that destroys saplings.



BC26

BC26

Some detailed info about the BC26 brush cutter with a 660 mm (26") working width: The blade engagement and parking break are conveniently located on the back of the machine for easy access. Intuitive operator controls make it simple to operate. Twist grips forward to move forward and twist grips backward to move in reverse. The more you twist the faster you go. Its formidable single steel cutting blade is powered by a 13 Hp Honda GXV390 engine, which delivers reliable performance via a manual clutch.

A hydrostatic trans-axle with enhanced traction control (ETC) coupled with superior maneuverability for ease of use and speed allow the machine to make quick work of high weeds, brush, and saplings in hard to reach areas. Our unique design provides superior cutting performance.

F3 BLOWER



CYCLONE BLOWERS

GET BLOWN AWAY

Collecting prunings or raking in loose grass and leaves takes a lot of energy. The Jo Beu cyclone blower is a professional grade wheeled blower. It has rugged all metal construction and pneumatic tires with tubes for smooth operation. It has been designed to be simple but effective, with no unnecessary "bells & whistles".

CYCLONE

Its side-to-forward air discharge control is foot operated and intuitive to use. Its best in class performance is achieved through a proprietary backward inclined airfoil centrifugal fan. The Jo Beu "Cyclone" Blower makes quick work of removing leaves and debris from lawns, sidewalks, driveways and parking lots. It is also an ideal tool for contractors to clean concrete and asphalt surfaces prior to applying coatings or sealants.

F3

The Jo Beu F3 intuitive air direction control allows you to easily switch the air discharge from side to forward via a foot operated control lever. The leaf blower is fitted with a 9 Hp Honda GX270 engine. The F3 Cyclone will blow you away with best in class performance with an output of 235 km/h (146 mph) and 67 m³/min (20340 cfm).

Rugged all metal frame construction and a proprietary steel backward inclined airfoil centrifugal fan provide tough, rugged, dependability for the most demanding commercial operators. This maneuverable and light weight blower has an ergonomic handle with padded grips and 2-position height adjustment. It also has integrated lift handles for ease of loading and unloading. The lift handles can also double as tie down points.



F3



CYCLONE

LS8T-E LOG SPLITTER

LS8T-M LOG SPLITTER

LS11T-E LOG SPLITTER

LS11T-M LOG SPLITTER

LS13T-M LOG SPLITTER

LOG SPLITTERS

INCREASED CAPACITY

Splitting wood is a job not to be underestimated, but with the Jo Beau line of wood splitters, this becomes child's play. Its capacity of 8 to 13 tonnes can handle the largest logs, while its pushrod with large dimensions and heavy pump offer the speed of smaller[1] capacity units. The best of both worlds.

EFFECTIVE RESULTS

Less wear and tear on key components ensure longer service life and minimum maintenance costs. Durable for hire, the Jo Beau LS line of log splitters will also satisfy contractors and private users looking for a reliable and durable log splitter.

LS8T-E / LS8T-M

The electric Jo Beau LS8T-E & petrol-powered LS8T-M are two compact, robust and safe log splitters designed for private gardeners and rental companies. These 8.5-tonne powerful machines cleave wood with a maximum diameter of 50cm and a maximum height of 54cm.

A 6-litre capacity oil tank is neatly tucked away at the bottom of the chassis. A left and right positioning table extensions provide a larger working surface and the fall protection levers ensure good clamping of the wood. The wood splitter is easy to move thanks to its two large wheels.

LS13T-M

The Jo Beau LS13T-M is a vertical log splitter with an extendable cylinder allowing to reach a maximum wood length of 1240 mm! In its lowest position, the machine is easier to transport. This 13-tonne machine is powered by a petrol engine and splits wood with a maximum diameter of 70 cm! The height of the blade is adjustable from a short to a long stroke of movement.

The lateral fall protection with integrated lifting hook support, for lifting both long and short logs (EN 609-1:2017), can be folded at the end of the working day.

LS11T-E / LS11T-M

The electric LS11T-E & petrol-powered LS11T-M are both professional 11-tonne high-performance log splitters whose compact dimensions and robust construction make them perfect for use in the fleets of professionals and rental companies!

These 11-tonne powerful machines cleave wood with a maximum diameter of 60cm with a maximum height of 54cm. A 9-litre capacity oil tank is neatly concealed at the bottom of the chassis. A left and right positioning table extensions provide a larger working surface and the fall protection levers ensure proper clamping of the wood. The wood splitter is easy to move thanks to its two large pneumatic tyres are two large wheels.

The System-Leader control levers can be found on all models, allowing you to activate the blade's approach stroke and while centring the wood with both hands free by using the pedal. Once the wood is centred and locked in the desired position, the two control levers are used to split the wood.



TECHNICAL SHEET LANDSCAPER-LINE

PERFORMANCE	PR22	PR22+	D110
Working width	560 mm (22")	560 mm (22")	965 mm (38")
Working depth	Max. 25 mm (1")	Max. 25 mm (1")	Max. 6,5 mm (0.25")

ENGINE

Drive	Petrol engine	Petrol engine	Petrol engine
Brand & type	Honda GX160 1 cyl. 4-stroke	Honda GX160 1 cyl. 4-stroke	Honda GX160 1 cyl. 4-stroke
Power	3,6 Kw (4,8 Hp)	3,6 Kw (4,8 Hp)	3,6 Kw (4,8 Hp)
Consumption	1,4 L/h	1,4 L/h	1,4 L/h
Noise level Lw(A)	93 dB(A)	93 dB(A)	92 dB(A)

DESIGN

Dimensions (LxWxH mm)	1270 x 787 x 1016 (50x31x40")	1270 x 787 x 1016 (50x31x40")	1257 x 1016 x 1041 (59.5x40x41")
Weight	73 kg (162 Lbs)	73 kg (162 Lbs)	62 kg (136 Lbs)
Scarifier Technology	Delta&Flail Blade scarifytechnology™	Delta&Flail Blade scarifytechnology™	Spring Tines scarifytechnology™
Chassis	Powder-coated steel	Powder-coated steel	Powder-coated steel
Knives	Fixed or flail blades	Flail blades	Steel springs
Fixe knives (number / thickness)	30 / 3 mm (0.12")	/	50 / 3 mm (0.12")
Moveable knives (number / thickness)	32 / 3 mm (0.12")	32 / 3 mm (0.12")	/
Knife transmission	Industrial v-belt	Industrial v-belt	Chain Drive
Foldable handlebar	Standard	Standard	/



PERFORMANCE	BB650	BB650+
Blade speed	1260/min	1260/min
Cutting depth	50-100 mm (2"-4")	50-100 mm (2"-4")

ENGINE

Drive	Petrol engine	Petrol engine
Brand & type	Honda GX270 1 cyl. 4-stroke	Honda GX270 1 cyl. 4-stroke
Power	4 Kw (5,5 Hp)	4 Kw (5,5 Hp)
Consumption	1,7 L/h	1,7 L/h
Noise level Lw(A)	101 dB(A)	101 dB(A)

DESIGN

Dimensions (LxWxH mm)	1219 x 813 x 736 (48x32x29")	1219 x 813 x 736 (48x32x29")
Weight	72 kg (159 Lbs)	72 kg (159 Lbs)
Drive traction	Manual	Manual
Chassis	Powder-coated steel	Powder-coated steel
Knives	Steel / Carbide-Tipped	Steel / Carbide-Tipped
Knife transmission	Chain drive	Chain drive
Foldable handlebar	Standard	Standard



TECHNICAL SHEET LANDSCAPER-LINE

PERFORMANCE

SC550

Working width	457 mm (18")
Working depth	Max. 63,5 mm (2.5")

ENGINE

Drive	Petrol engine
Brand & type	Honda GX160 1 cyl. 4-stroke
Power	3,6 Kw (4,8 Hp)
Consumption	1,4 L/h
Noise level Lw(A)	112 dB(A)

DESIGN

Dimensions (LxWxH mm)	1371 x 610 x 914 (54x24x36")
Weight	150 kg (330 Lbs)
Drive traction	Chain drive
Chassis	Powder-coated steel
Knife	457 mm (18")
Knife transmission	Mechanical
4-Wheel drive	Yes
Gears, forward / reverse	4/1
Comfort	Anti-vibration handlebar
Front weight	Standard



PERFORMANCE

S22

Working width	560 mm (22")
Working depth	Max. 25 mm (1")

ENGINE

Drive	Petrol engine
Brand & type	Honda GX160 1 cyl. 4-stroke
Power	3,6 Kw (4,8 Hp)
Consumption	1,4 L/h
Noise level Lw(A)	93 dB(A)

DESIGN

Dimensions (LxWxH mm)	1270 x 787 x 1016 (50x31x40")
Weight	73 kg (162 Lbs)
Scarifier Technology	Delta Blade scarifytechnology™
Chassis	Powder-coated steel
Knives	Delta blades
Fixe knives (number / thickness)	30 / 3 mm (0.12")
Moveable knives (number / thickness)	/
Knife transmission	Industrial v-belt
Foldable handlebar	Standard
Seed transportation	Agitator Technology™
Hopper capacity	13,60 L (30 Lb)



TECHNICAL SHEET LANDSCAPER-LINE

PERFORMANCE	H424	H530	TA10	TA12
Working width	444 mm (17.5")	482 mm (19")	914 mm (36")	1219 mm (48")
Working depth	0-76 mm (0-3")	0-76 mm (0-3")	0-76 mm (0-3")	0-76 mm (0-3")
ENGINE				
Drive	Petrol engine	Petrol engine	Mechanical	Mechanical
Brand & type	Honda GX120 1 cyl. 4-stroke	Honda GX120 1 cyl. 4-stroke	/	/
Power	2,4 Kw (3,2 Hp)	2,4 Kw (3,2 Hp)	Min. 16 Hp	Min. 18 Hp
Consumption	1,0 L/h	1,0 L/h	/	/
Noise level Lw(A)	91 dB(A)	100 dB(A)	/	/
DESIGN				
Dimensions (LxWxH mm)	1219 x 673 x 1257 (48x26.5x49.5")	1460 x 755 x 1309 (57.5x29.75x51.5")	1397 x 1143 x 711 (55x45x28")	1422 x 1486 x 711 (56x58.5x28")
Weight	120 kg (265 lbs)	130 kg (288 lbs)	75 kg (165 lbs)	93 kg (206 lbs)
Drive traction	Chain drive	Chain drive	Towed by tractor, quad	Towed by tractor, quad
Chassis	Powder-coated steel	Powder-coated steel	Powder-coated steel	Powder-coated steel
Number of tines	24	30	32	40
Knife transmission	Industrial v-belt	Industrial v-belt	Industrial v-belt	Industrial v-belt
Aerating pattern	111 x 198 mm (4.4x7.8")	96 x 106 mm (3.8x4.2")	111 x 250 mm (4.4x9.84")	111 x 250 mm (4.4x9.84")
Detachable weights	Standard	Standard	Standard	Standard
Foldable handlebar	Standard	Standard	/	/



PERFORMANCE	BC26
Cutting width	660 mm (26")
Cutting height	90 mm (3.5")
ENGINE	
Drive	Petrol engine
Brand & type	Honda GXV390 1 cyl. 4-stroke
Power	7,6 Kw (13 Hp)
Consumption	2,5 L/h
Noise level Lw(A)	dB(A)
DESIGN	
Dimensions (LxWxH mm)	2002 x 735 x 1030 (78.8x29x40.5")
Weight	143 kg (316 lbs)
Drive traction	Hydrostatic w/ Enhanced Traction Control
Chassis	Powder-coated steel
Knives	Single / double edge
Ground speed	Progressive - Forward: 0-6.5 km/h - Reverse: 0-3.2 km/h (4 mph-2 mph)



TECHNICAL SHEET LANDSCAPER-LINE

PERFORMANCE	F3
Air output	67 m ³ /min (2340 cfm)
Airspeed	235 km/h (146 mph)
ENGINE	
Drive	Petrol engine
Brand & type	Honda GX270 1 cyl. 4-stroke
Power	6,3 Kw (9 Hp)
Consumption	3,6 L/h
Noise level Lw(A)	102 dB(A)
DESIGN	
Dimensions (LxWxH mm)	1085 x 750 x 1065 mm (72.7x29.5x41.9")
Weight	72 kg (159 Lbs)
Chassis	Powder-coated steel
Turbine diameter	570 mm (22.4")
Impeller diameter	432 mm (17") - Backward inclined Airfoil-blade
Suction pipe	330 mm (13")
Transmission turbine	Crankshaft mounted
Blow direction	Lateral and forward



PERFORMANCE	LS8T-E	LS8T-M	LS11T-E	LS11T-M	LS13T-M
Tonnage	8,5 tonne	8,5 tonne	11 tonne	11 tonne	13 tonne
Diameter max.	50 mm (19.70")	50 mm (19.70")	600 mm (23.62")	600 mm (23.62")	700 mm (27.56")
Splitting height max.	540 mm (21.26")	540 mm (21.26")	540 mm (21.26")	540 mm (21.26")	1240 mm (49")
ENGINE					
Drive	Electric engine	Petrol engine	Electric engine	Petrol engine	Petrol engine
Brand & type	230V	Honda GP200 - 1 cyl. 4-stroke	230V	Honda GX270 1-cyl. 4-stroke	Honda GX270 1-cyl. 4-stroke
Power	1,85 kW (2.5 Hp)	4,3 kW (5,8 Hp)	1,85 kW (2.5 Hp)	6,3 kW (9 Hp)	6,3 kW (9 Hp)
Consumption	230 V/1~ 50 Hz - 9.9 A	1,7 L/h - 3600 RPM	230 V/1~ 50 Hz - 13.5 A	3.6 L/h - 3600 RPM	3.6 L/h - 3600 RPM
Noise level Lw (A)	80 dB(A)	80 dB(A)	80 dB(A)	80 dB(A)	80 dB(A)
DESIGN					
Dimensions (LxW)	620 x 500 mm (24.40 x 19.70")	620 x 500 mm (24.40 x 19.70")	960 x 685 mm (37.80 x 27")	960 x 685 mm (37.80 x 27")	1200 x 795 mm (47.24 x 31.29")
Dimensions (H)	1100 mm (43.30")	1100 mm (43.30")	1100 mm (43.30")	1100 mm (43.30")	Transport position: 1920 mm Operating position: 2950 mm (74 / 116")
Table height	830 mm (32.70")	830 mm (32.70")	830 mm (32.70")	830 mm (32.70")	Ground surface
Weight	112 kg (247 Lbs)	118 kg (260 Lbs)	158 kg (348 Lbs)	181 kg (399 Lbs)	388 kg (855 Lbs)
Transmission	Hydraulic	Hydraulic	Hydraulic	Hydraulic	Hydraulic
Chassis	Steel with wet paint coating	Steel with wet paint coating	Steel with wet paint coating	Steel with wet paint coating	Steel with wet paint coating
Transport	Two large wheels	Two large wheels	Two large pneumatic tyres	Two large pneumatic tyres	Two large pneumatic tyres



DOUBLE YOUR WARRANTY PERIOD

Everyone knows the Jo Beau machines in the typical yellow Jo Beau colour. The design of the professional Jo Beau Landscaper-Line of scarifiers, landscape edgers, aerators, seeders, sod cutters, leaf blowers, brush cutters and log splitters is strong and reinforced. That is why Jo Beau offers you, as a customer, the opportunity to double your standard warranty period by simply registering your machine online.

REGISTER!

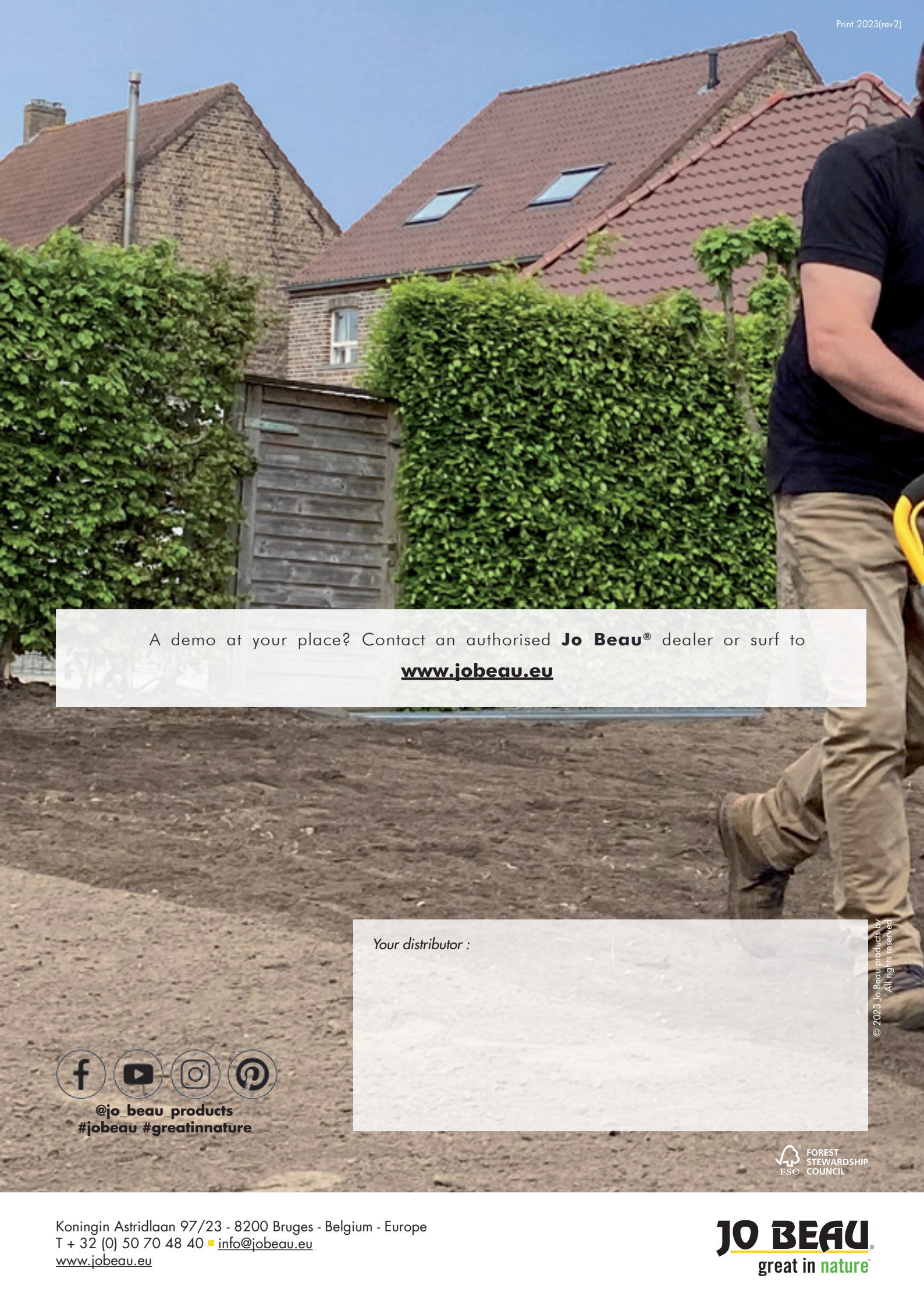
Ensure your warranty entitlement by registering your new device before its first use. This can be done on our website or by filling in the form in the manual and emailing or faxing us. For more information, please contact us at info@jobeau.eu.

WARRANTY TERMS AND CONDITIONS!

Jo Beau strongly believes in his own products and as a customer you benefit from that. The 'guarantee conditions' have therefore been modified. Just by registering your new Jo Beau machine, Jo Beau doubles your warranty period free of charge! For professionals, the warranty period increases from 1 year to 3 years. For rental companies the warranty period goes from half a year to one year. For private users, Jo Beau even goes from 2 to 4 years.

Jo Beau **DOUBLES** your warranty up to*:

Private	Professional	Rental**	4 YEAR WARRANTY ★★★★ JO BEAU
			
<small>*No machine-specific - Après l'enregistrement de la machine - After machine registration - Nach der Maschinenregistrierung **O max 100 decoups - Or jusqu'à 100 heures de fonctionnement - Or up to 100 operating hours - Oder bis zu 100 Betriebsstunden</small>			



A demo at your place? Contact an authorised **Jo Beau®** dealer or surf to www.jobeau.eu

Your distributor :



@jo_beau_products
#jobeau #greatinnature

© 2023 Jo Beau products by
All rights reserved

